

LADS OF KILGUBBIN

THE FALL OF CHICAGO'S IRISH

Movie Poster Project

COLLIN COOPER

ART 141, SPRING 2013





PROJECT DESCRIPTION

Assignment

Design a poster for a movie of your own making. You can create a movie based on your character, or you can do something new. You come up with the title, the genre, theme, storyline, cast and crew. You will make the logotype for the title in Illustrator and import it into Photoshop and the illustration and credits will be done in Photoshop.


Story Concept

Movie story is about the fall of the O'Banion Irish Mob in 1920's Chicago to Al Capone and the Chicago Outfit. The movie's point of view is through the eyes of the Irish rather than the Italians.

Poster Design Concept

Logotype Design was based on the Art Deco art style. I had several fonts that I was looking to use but ultimately settled on the one in the title.




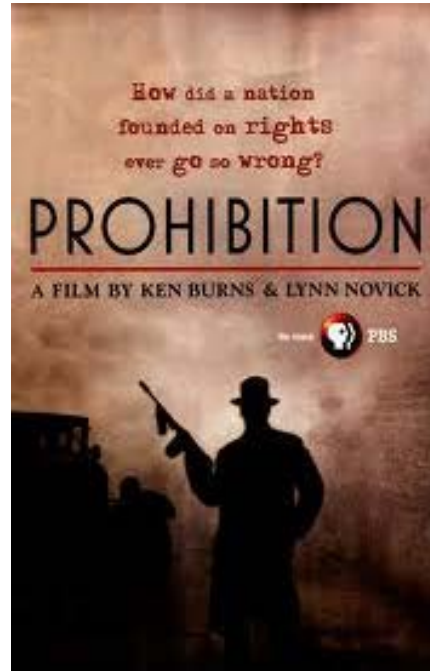
Illustration of the poster was mix of different medias. I used Illustrator line drawing to create the silhouettes of the men. The Irish Flag was drawn in Illustrator. The Chicago Skyline was a photograph that I had taken a few years ago.



RESEARCH

Description


These 4 movie poster examples are references that I used when I was creating my movie poster. All 4 were dark and that is something that I liked. I used the idea of the silhouettes from them. I got the idea of having 3 characters from the Goodfellas poster. My idea for the flag with the city in it came from the U-571 poster with a little bit of grunge to make it look worn out.



SKETCHES

Description

I composed a couple sketches to get my initial thoughts down on paper. I was trying to incorporate a few elements. The skyline, a clover, and a flag. But as I started creating in Photoshop my ideas slightly changed.



LOGOTYPE

Roughs

I started playing different fonts that were Irish looking, 1920s/1930s styles, and handwritten fonts. Ultimately chose the 1920s/1930s theme because the movie takes place in that time period and it just made sense.


Final

I ended up using the font Bazar for the final logotype. The font in green was what I thought I was going to use but when I tried this font I knew this was the one. It fit so well in the space compared to the other one.



LADS OF KILGUBBIN

THE FALL OF CHICAGO'S IRISH



ILLUSTRATION


Roughs

I searched my photos for Chicago skyline photos. Found one that I liked and tweaked the image in Photoshop making it like an HDR photo. Next I created the Irish Flag in Illustrator. Then brought it into Photoshop and begin to manipulate it to look old by adding holes. I also started blending in my scanned piece of crumpled and burned grocery bag, in with my flag. Next I created the silhouettes in Illustrator by using the pen tool to trace 3 guys I pulled off of Google. For the credits I used the SteelTongs font and included some of my family members as well as some made up characters. My WIP is shown before I had created the grunge backgrounds and also before I changed the font to what it currently is.



LADS
OF
KILGUBBIN

3 LEAF PICTURES PRESENTS CLOVER FILMS DECLAN MICHAEL FINN CLEARY LIAM CALLAHAN "LADS OF KILGUBBIN"
MUSIC BY HANS ZIMMER COSTUME DESIGNER NICOLLE MEYRY EDITOR CAMERON COOPER EXECUTIVE PRODUCERS SCOTT O'CONNELL JESSICA JOHN JAMES
PRODUCED BY MICHAEL GRAHAM DIRECTED BY COLLIN COOPER EXECUTIVE PRODUCERS COLLIN COOPER
EXECUTIVE PRODUCERS MANNY DETERRA COLLIN COOPER



FINAL POSTER

Analysis

In my opinion I feel like I accomplished what my story is. You can tell that it has to do with the Irish, you see the Chicago skyline in the background, and lastly, you have the gentlemen standing in the middle of the poster implying they are important. I would not change anything. I like it just how it is.

What I Learned

I learned how to use the mask functions a little better when playing with the flag. I also become more comfortable with the layer adjustment features such as the emboss and bevel.

